


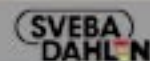
# CE-100 Cup Elevator



Glimek Cup Elevator CE-100 is an elevator to transfer dough directly from a rounder into a moulder type MO-671 and MO-881.



Sveba Dahlen Group




Scandinavian know-how – worldwide

# CE-100 Cup Elevator

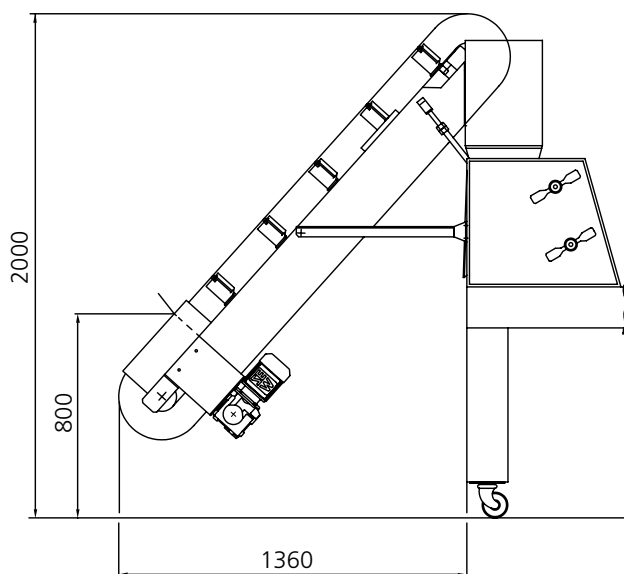


Cups for dough weight  
150-1200 grams

Photocell controlled infeed  
of each dough piece



The conveyor belt, 200 mm  
wide, has riveted cups on  
every 300 mm



## Technical data

Capacity range	up to 1800 dough pieces/hour
Weight range	150-1200 grams
Power supply	0,25 kW

CE